

# **Childcare Sufficiency Assessment (CSA)**

**November 2023**

## CONTENTS

1. Overall Assessment and Summary .....	3
1.2 Our Plans for childcare .....	4
1.3 Early years funding – extension to entitlement .....	6
2. Demand for childcare .....	7
2.1 Population of early years children .....	7
2.3 Population of school aged children .....	7
2.4 Number of children with special educational needs and disabilities .....	8
3 Supply of childcare .....	9
3.1 Early years atypical hours .....	10
3.2 Number of school aged providers and places .....	11
4 Funding early education .....	12
4.1 Introduction to funded early education .....	13
4.2 Proportion of 2-year-old children entitled to funding early education .....	14
4.3 3 and 4-year-old funding applications .....	14
4.4 Providers offering funded early education places .....	15
5. Cost .....	16
5.1 Cost of early years childcare .....	16
5.2 Prices of school age childcare .....	17
5.3 Comparing childcare prices per week with other areas .....	17
6. Quality of childcare in our area .....	18
6.1 Ofsted inspection grades .....	18
6.2 Safeguarding .....	18
6.3 Comparing inspection grades .....	19
6.4 Comparison to other areas .....	19
7. Covid Recovery .....	20
8. Methodology .....	20

## 1. OVERALL ASSESSMENT AND SUMMARY

Barking and Dagenham are required by law to 'report annually to elected council members on how they are meeting their duty to secure sufficient childcare and make this report available and accessible to parents'. We have prepared this report to meet this statutory duty under section 6 and 7 of [The Childcare Act 2006](#).

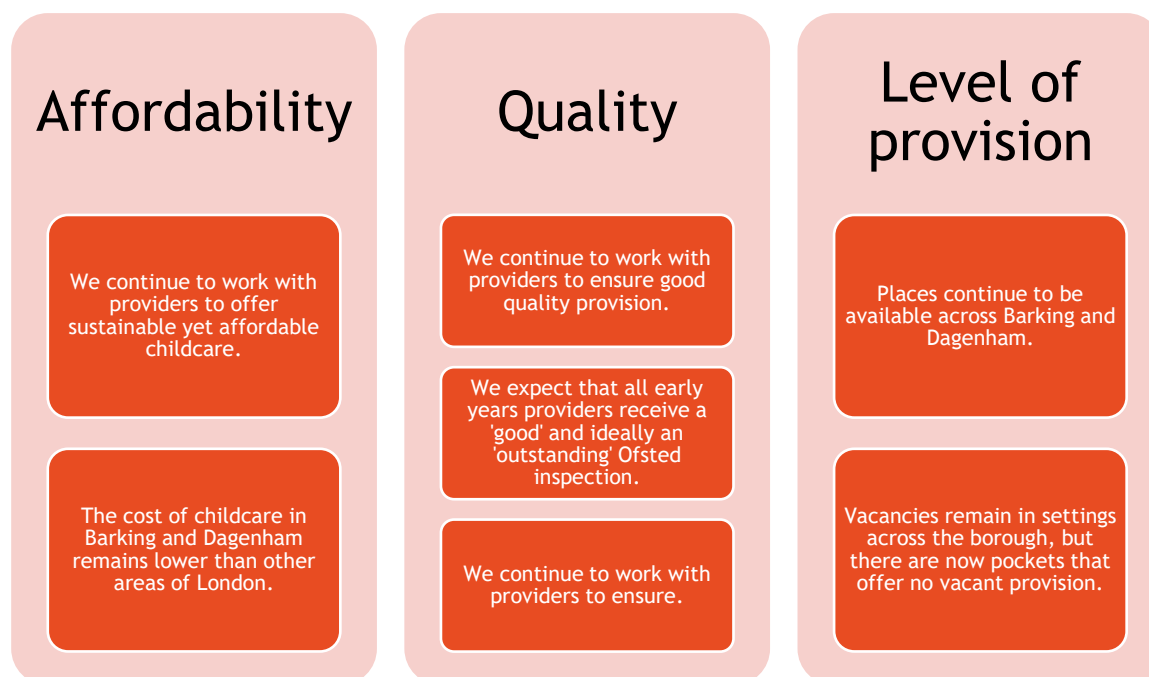
In Barking and Dagenham we are committed to giving children the best start in life. Having sufficient childcare means that families can find childcare and early education places that meets their child's learning needs. Ensuring there is sufficient, high quality, affordable childcare enables parents to make a real choice about work and training. This applies to all children from birth to age 14, and to children with disabilities.

Sufficiency is assessed for different groups, rather than for all children in the local authority. Usually, we would assess sufficiency using data about the potential need for childcare and the amount of childcare available.

We use information regarding childcare sufficiency to plan our work supporting the local childcare economy.



To ensure overall childcare sufficiency, we will continue to work on the following:



## 1.2 OUR PLANS FOR CHILDCARE

Due to the information above and the data highlighted in this report, Barking and Dagenham are committed to undertake the following:

- Ensuring the delivery of the free entitlement of 15 hours early education for all 3- and 4-year-olds whose parents require it. We will actively promote the universal offer for 3- and 4-year-olds to continue to increase the take up rate.
- Supporting the introduction of the increased early year entitlement offer by extending our 30 hours free childcare offer from the point their child is 9 months old continuously through their early years to the start of school – removing the barriers to work.
- Actively promoting the 30 hours of free childcare for eligible families to ensure that as many families as possible take up this offer.
- Maintain our very good take up of the 2-year-old offer, which is now above pre-pandemic levels. We continue to be one of the best performing local authorities in England and have the highest take up of places in London. We will continue to market the 2-year-old programme through a variety of channels.

- Continuing to provide financial support to settings to increase staff ratios as necessary to support individual children with the highest levels of additional needs.
- Providing training, mentoring and inclusion support for childcare providers.
- Maintain a sustainability officer to work with childcare providers to ensure low reliance on council funding and to continue to measure the impact of the pandemic and the recovery of businesses.
- Ensure that all childcare provisions work to a SMART business plan which is submitted to the local authority.
- Work closely with potential providers to ensure they have done adequate market research and understand the costs of opening a childcare provision.
- Undertake continuous monitoring of quality via Ofsted inspection ratings and Advisory Teacher support to ensure that all settings in the borough are aiming for consistently good provision.
- Maintain a training programme for good providers to work towards becoming outstanding.
- Work closely with Ofsted to close provision that fails to meet statutory welfare requirements.
- Work towards the overarching objective in the Education Strategy that every child attends a good or outstanding early years setting to give every child the best start in life.
- Provide continuous delivery of common core training to raise quality standards.
- Deliver regular in-house training on the Early Years Foundation Stage.
- Provide curriculum support for settings and childminders by Advisory Teachers.

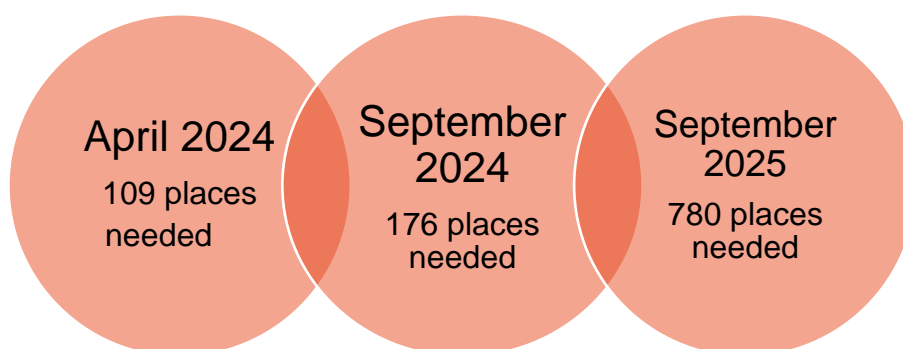


## 1.3 EARLY YEARS FUNDING - EXTENSION TO ENTITLEMENT

### Early Education entitlement and funding

From April 2024, working parents of 2-year-olds will be able to access 15 hours of free childcare per week for 38 weeks of the year from the term after their child's 2nd birthday. This will be extended to working parents of 9 month to 3-year-olds from September 2024. From September 2025, all working parents of children aged 9 months up to 3 years will be able to access 30 hours of free childcare per week. Like the existing offer, depending on the provider, these hours can be used over 38 weeks of the year (during school term time), or up to 52 weeks if fewer hours are used in the total hours per week.

In Barking and Dagenham, we estimate that 780 places will need to be created by September 2025. This relates to a 26% increase in supply of childcare hours.



### Wraparound Programme

The government will invest £289m over two academic years, from September 2024, to enable schools and local areas to set up wraparound childcare provision. This is the first step in the government's ambition for all parents of primary school children who need it to access childcare in their local area from 8am – 6pm. This funding will be for schools and local authorities to introduce or expand childcare provision on either side of the school day and enable them to develop flexible ways of providing childcare and gather evidence of what works. Parents will be able to use Universal Credit childcare support for up to 85% subsidy of their costs, and eligible parents can use Tax Free Childcare to subsidise costs, covering 20% of costs up to £2k a year.

## 2. DEMAND FOR CHILDCARE

### 2.1 POPULATION OF EARLY YEARS CHILDREN

Age	Number of children
Age 0	3,501
Age 1	3,529
Age 2	3,522
Age 3	3,488
Age 4*	3,459

*\*Some four-year-olds will have started reception*

### 2.3 POPULATION OF SCHOOL AGED CHILDREN

In total there are 22,062 children aged 5-11, and 9,163 children aged 12-14 living in our local authority. These children may require childcare before and after school, and/or during the school holidays.

Age	Number of children
Age 5	3,316
Age 6	3,281
Age 7	3,223
Age 8	3,164
Age 9	3,119
Age 10	3,093
Age 11	3,066

Age 12	3,058
Age 13	3,048
Age 14	3,057

## 2.4 NUMBER OF CHILDREN WITH SPECIAL EDUCATIONAL NEEDS AND DISABILITIES

Children with special education needs and disabilities (SEND) are entitled to support with childcare up to the age of 18 (age 14 for children who do not have a special need or disability).

The number of children with an Education, Health and Care (EHC) plan in our local authority is:

Age	Number of children
Birth to school age	4
Primary school (reception to year six)	931
Secondary school (year seven to thirteen)	1,078

Children's needs change over time and are identified at different ages. Among the youngest children, SEND may only be identified when they start in a childcare setting or school. It can take some time from needs being identified to a formalised statutory assessment taking place, which is why there is only one agreed EHC plan for the birth to school age category. In addition to this, 83 children are going through assessment for an EHC plan.

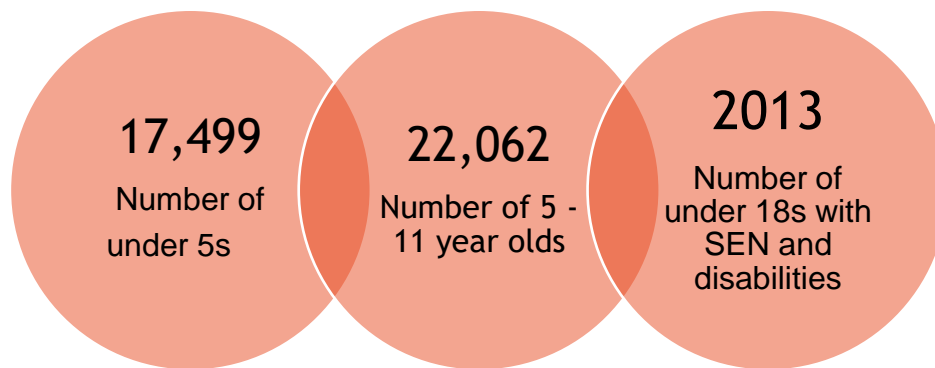
In order for an EHCP to be agreed, two specific criteria must be met:

- Whether the child or young person has or may have special educational needs; and
- Whether they may need special educational provision to be made through an EHCP.

Sometimes with very young children, it is difficult to predict what special educational provision they may need in the future. This is why the numbers of EHCPs in the early years is low. To support settings to manage young children with a range of complex needs, financial support is provided by way of early years SEND top up funding. This money enables settings to provide additional staff or resources to support individual children.



Settings are also able to apply for a one-off payment to purchase specialist equipment for children meeting set criteria (Disability Living Allowance). This means there is minimal impact on childcare sufficiency. However, the number of children supported in settings has increased significantly over the last year and some settings are unable to care for additional children with SEND due to staffing pressures.



### 3 SUPPLY OF CHILDCARE

#### Number of early years providers and places

In total, there are 190 childcare providers in our local authority, offering a maximum of 4,735 early years childcare places:

<i>Type of provision</i>	<i>Number of providers</i>	<i>Number of registered places</i>
Childminders*	85	200
Nursery classes in schools	42	1,605
Maintained nursery schools	0	0
Private, voluntary and independent nurseries	63	2,930

*The data in this table was correct on 14 November 2023*



For private, voluntary and independent nurseries and childminders, the number of registered places represents the maximum number of children who can be on the premises at any given time. In practice, many providers choose to operate below their number of registered places particularly at present, where providers have real difficulties in recruiting and retaining staff. This is a national issue but support has been provided locally in the way of a recruitment fair to try to support providers.

Children may attend childcare full time or part time. This table records places for children who are attending full time, or for as many hours as the setting is open. In some cases, two or more children attending part time may use one full time equivalent place. For example, one child may attend in the morning and one child may attend in the afternoon.

### 3.1 EARLY YEARS ATYPICAL HOURS

Childcare is most commonly delivered during the typical working day – between 8am and 6pm on weekdays. Some parents require childcare outside these times to fit with their work or other responsibilities.

The number of providers offering childcare for atypical hours in our local authority is:

<i>Type of provision</i>	<i>Number of providers</i>	<i>Available before 8am weekdays</i>	<i>Available after 6pm weekdays</i>	<i>Available weekends<sup>1</sup></i>
Childminders	85	34	17	0
Nursery classes in schools	42	0	0	0
Maintained nursery schools	0	0	0	0
Private, voluntary and independent nurseries	63	17	18	0

### 3.2 NUMBER OF SCHOOL AGED PROVIDERS AND PLACES

In total, there are 25 providers of childcare for school age children during term time, and 4 providers of childcare for school age children during the holidays. There are also 72 childminders who may provide care for school age children.

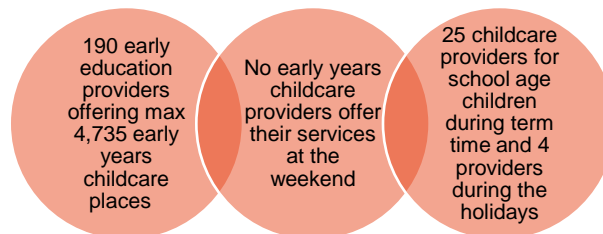
<i>Type of provision</i>	<i>Number of providers</i>	<i>Number of registered places</i>
Breakfast club	23	241
After-school club	25	424
Childminders*	72	151
Holiday club	4	153

*This includes availability at any time during the weekend, not necessarily for the whole weekend.*



Tracking supply of childcare for school age children is difficult because not all of this type of provision is registered with Ofsted. It is possible that we have under-counted the provision of breakfast and afterschool clubs and holiday clubs. Parents may also use provision which is not considered 'childcare', for example sports or arts clubs after school or in the holidays.

The Holiday and Food (HAF) programme has continued to support holiday provision for the most vulnerable families, while also offering childcare for working parents over the holiday periods. The provision is flexible providing a range of start times and hours across each day. During the HAF summer programme, we were able to deliver 104 paid for spaces in additional to 453 spaces for vulnerable children and 388 SEND spaces.



## 4 FUNDING EARLY EDUCATION



## 4.1 INTRODUCTION TO FUNDED EARLY EDUCATION

Local authorities are required to secure fully funded places offering 570 hours a year over no fewer than 38 weeks a year, and up to 52 weeks of the year, for every eligible child in their area, until they reach compulsory school age (the beginning of the term following their fifth birthday).

Eligibility depends on a child's age and whether they meet certain funding criteria:

Funding	Offer	Criteria
Two-year-old funding - Some eligible two-year-olds	15 hours a week x 38 weeks a year. 570 hours a year until they start reception class in school.	For families who are on low income or are in receipt of income-based benefits
Three and four-year-old funding – All three- and four-year-olds	5 hours a week x 38 weeks a year. 570 hours a year until they start reception class in school. <sup>2</sup>	Universal entitlement, no financial criteria to be met
30 hours funding – Some eligible three and four-year-olds	Extended Entitlement. 30 hours a week x 38 weeks a year. 1,140 hours a year	For working families resident in Barking and Dagenham where both parents are working, or the sole parent is working in a lone parent family

<sup>2</sup> Available to families where each parent (or one parent in a single adult household) are earning the equivalent of working sixteen hours per week on the minimum wage

Special criteria will apply to children known to Social Care or Portage based on the following information.

<ul style="list-style-type: none"> <li>• A 2-year-old child who is looked after by the local authority</li> </ul>
<ul style="list-style-type: none"> <li>• A 2-year-old child who receives Disability Living Allowance</li> </ul>
<ul style="list-style-type: none"> <li>• A 2-year-old child who has left care through special guardianship or residence order</li> </ul>
<ul style="list-style-type: none"> <li>• A 2-year-old who is supported by Social Care or Portage and Inclusion.</li> </ul>

Parents do not have to use all the hours of their funded entitlement. They may choose to split them between providers. With the agreement of their provider, parents may also spread them across the year – for example, rather than taking 15 hours for 38 weeks a year they could take just under 12 hours for 48 weeks a year.

From April 2024 the eligibility for free early education will change, working parents of 2-year-olds will also be able to access 15 hours of free childcare as highlighted in section 1.3.

## 4.2 PROPORTION OF 2-YEAR-OLD CHILDREN ENTITLED TO FUNDING EARLY EDUCATION

In Barking and Dagenham, 33% of 2-year-olds are entitled to funded early education. This equates to around 1,149 children per year in

### Take up of funding early education

The proportion of eligible children taking up their funded place (for at least some of the available hours) in our local authority is:

Age	% of eligible children
Age 2	90%
Age 3 and 4	91%

*The data in this table is based on Department for Education data in August 2023*

## 4.3 3 AND 4-YEAR-OLD FUNDING APPLICATIONS

Parents who think they are entitled to a 30 hour extended hours place apply for this online through the Government's Childcare Support website. The same website is used to apply for tax free childcare and parents can apply for either or both. If a parent is eligible, the system creates a code which they can use with their chosen childcare provider. If they are ineligible, they will still be entitled to the universal 15 hours of early education and childcare.

Step	Number of families	% of families applying
Eligible for a place	1,600	N/A
Accessing a place	992	62%

*The data in this table is based on Department for Education data in July 2018 and local data dated November 2022.*



## 4.4 PROVIDERS OFFERING FUNDED EARLY EDUCATION PLACES

Providers are paid directly by government via the local authority for delivering funded early education. They are not required to offer places to parents, but of course parents may choose to use a different provider if they do not. Some providers offer a restricted number of funded places.

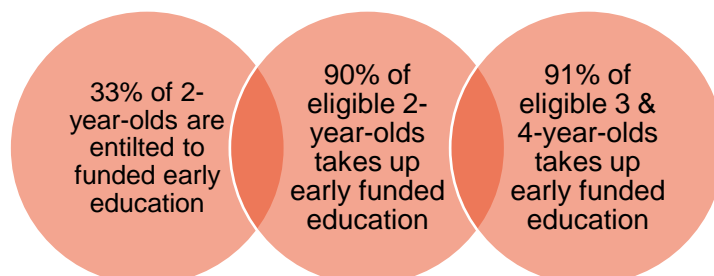
<i>Type of provision</i>	<i>Number of providers</i>	<i>Age 2 targeted</i>	<i>Age 3 and 4 universal 15 hours</i>	<i>Age 3 and 4 – extended 30 hours</i>
Childminders	48	2%	1%	3%
Nursery classes in schools	42	0%	49%	22%
Private, voluntary and independent nurseries	63	98%	50%	75%

### Comparing take up over time

<i>Age</i>	<i>2023</i>	<i>2022</i>	<i>2021</i>
Age 2 – targeted	90%	92%	81%
Age 3 and 4	91%	87%	84%

### Comparison to other local areas

<i>Age</i>	<i>LBBB</i>	<i>London</i>	<i>England</i>
Age 2 – targeted	90%	65.3%	73.9%
Age 3 and 4	91%	85.9%	93.7%



## 5. COST

### 5.1 COST OF EARLY YEARS CHILDCARE

For early years childcare outside the funded entitlements, we report on average prices per week, reported to us by settings.<sup>3</sup> There may be variations to prices based on the number of hours a family uses, with reductions for longer hours, or discounts for sibling groups.

There may be additional payments for extra services, e.g. lunch and other meals which are not included in these prices.

Prices in Barking and Dagenham have fallen for the first time in many years for group settings but have risen significantly in childminder settings. However, costs continue to be lower than those in other London areas for group settings but are significantly above London and England prices for childminders. Our childcare costs are now above England averages for most types of childcare.

<sup>3</sup> Details of how we collect this data are in the methodology section below

Price per week	Private, voluntary and independent nurseries	School and maintained nursery schools which make charges to parents	Childminders
0 and 1-year olds	£276.54	N/A	£300.98
2-year-olds	£293.11	N/A	£270.13
3- and 4-year-olds	£283.99	N/A	£270.13



## 5.2 PRICES OF SCHOOL AGE CHILDCARE

For school age children during term time, we report on average prices before school per week, after school per week, and for childminding per week. For holiday childcare, we also report on holiday club prices per week.

Setting and price unit	Price
Breakfast club per week	£16.85
After-school club per week	£65.49
School age childminder week	£90.32
Holiday club per week	£109.26

## 5.3 COMPARING CHILDCARE PRICES PER WEEK WITH OTHER AREAS

Setting and price unit	LBBB	Outer London	England
Private, Voluntary and Independent nurseries 0-1 years	£276.54	£359.98	£285.31
Private, Voluntary and Independent nurseries 2 years	£293.11	£346.49	£279.60
Private, Voluntary and Independent nurseries 3-4 years	£283.99	£ not available	£ not available
Childminders 0-1 years	£300.98	£322.08	£247.19
Childminders 2 years	£270.13	£326.02	£246.95

Childminders 3-4 years	£270.13	£ not available	£ not available
---------------------------	---------	-----------------	-----------------

Setting and price unit	LBBB	Outer London	England
Breakfast club per week	£16.85	£ not available	£ not available
After-school club per week	£65.49	£79.30	£67.42
School age childminder per week	£90.32	£104.68	£72.36
Holiday club per week	£109.26	£ not available	£ not available

## 6. QUALITY OF CHILDCARE IN OUR AREA

### 6.1 OFSTED INSPECTION GRADES

All early years childcare providers must register with and be inspected by Ofsted, who give them an overall grade for the quality of their provision. Childminders and private and voluntary providers are on the Early Years Register, and schools and standalone maintained nursery schools are on the Schools register. The grades for both registers are equivalent. Schools with nurseries have an overall inspection grade, which is part of the early years effectiveness grade within a whole school inspection.

Both schools and early years providers have four possible Ofsted grades: 'outstanding', 'good', 'requires improvement', and 'inadequate'.<sup>4</sup> Some providers are still awaiting their first full inspection. These providers are not included in our calculation.

<sup>4</sup> For more information see <https://reports.ofsted.gov.uk/about-our-inspection-reports>

### 6.2 SAFEGUARDING

The Early Years Service carries out regular safeguarding checks in all settings. This is to assure us that settings are compliant and meet the statutory welfare requirements as set out in the Early Years Foundation Stage statutory guidance. This includes level 3 training for all designated safeguarding leads and update training for all other staff every 2 years. Each setting, when inspected will receive a judgement on safeguarding. This will either be 'safeguarding is effective' or 'safeguarding is ineffective'

If safeguarding is ineffective, then the overall Ofsted judgement would be inadequate.

Settings work closely with social care when vulnerable children are accessing childcare.

<i>Type of provision</i>	<i>Total number of providers</i>	<i>% achieving good or outstanding</i>
Childminders	85	95%
Nursery classes in schools *	42	98%
Private and voluntary nurseries	63	92%

*\* this is part of the overall EYFS grade for the school*


## 6.3 COMPARING INSPECTION GRADES

% of providers 'good' or 'outstanding'	2023	2022	2021
Childminders	95%	100%	100%
Nursery classes in schools	98%	100%	92%
Private and voluntary nurseries	92%	97%	98%

## 6.4 COMPARISON TO OTHER AREAS

<i>% of providers 'good' or 'outstanding'</i>	<i>LBBD</i>	<i>London</i>	<i>England</i>
Childminders	95%	95%	97%
Nursery classes in schools	98%	95.7%	91.5%
Private and voluntary nurseries	92%	96.7%	96%

## Achieving 'good' or 'outstanding' by Ofsted



## 7. COVID RECOVERY

Throughout the COVID-19 pandemic, many early years providers remained open and we continued to monitor take up. However, attendance has more or less reverted to pre-pandemic levels and we have shifted our support emphasis to Covid recovery.

In line with the Department for Education (DfE) recovery priorities, we continue to participate in the following programmes:

- Experts and Mentors Programme that offers support to settings to strengthen teaching in early years settings.
- Data driven inclusion and transitions workshops with an emphasis on developing action learning sets to support transitions for children with SEND.
- Participation in the Early Years Professional Development Programme that will offer training for practitioners working in the early years with a focus on improving outcomes on school readiness, early language, mathematics, and Personal, Social and Emotional Development (PSED).

## 8. METHODOLOGY

- Number of children: based on GLA population projections from the London Data Store Children with EHC plans: based on data held by our local authority
- Supply of childcare: based on data provided to us by Ofsted, who regulate early years provision in schools and childcare provision. [In some cases, we have supplemented this with local intelligence where providers are not registered with Ofsted]

- Childcare for parents working atypical hours: based on information collected on a termly basis by us
- Funded early education: data on take up of funded early education entitlements is based on the Early Years and Schools Censuses, which are taken every January and published by the Department for Education in the statistical collection *Education provision: children under five years of age*. Data on entitlement to a funded early education place for 2-year-olds is provided by the Department for Work and Pensions. Price of childcare: based on information collected on a termly basis by us.
- Quality of childcare: data on childcare quality is provided by Ofsted.
- Data from providers: based on information collected on a termly basis by us.