

The fruit bowl Y fowlen ffrwythau

Context:

Circle time

Learning Outcomes:

- Colour recognition
- Counting
- Turn Taking
- Name fruit
- Exploring Different Textures

Overview:

A game similar to musical chairs to get children moving and talking about fruit, colours, numbers and textures.

Resources:

- Fruit Bowl x2
- Fruit
- Fruit photographs (see additional)
- Different colour baskets (same colour and number as fruits where possible).

Instructions:



- Children to sit in a circle or group and introduced to the topic of fruit. Practitioner to have two bowls, one filled with a variety of fruit (aim for as many different colours, sizes and textures as possible for a discussion point) and the other with photographs or other imitation of fruit (wooden fruit etc.). It is essential that there are at least two of every fruit in the second bowl.
- Practitioner should show the children a real fruit and ask open ended questions where possible.
- Pass the fruit around the circle and encourage discussion where possible. Continue until all the fruit has been passed around the circle and each child has had an opportunity to take part in a discussion.
- Each child to be given an imitation of fruit from the second bowl (photographs, wooden fruit etc.).
- The practitioner will call the name of the fruit. Children holding that fruit will swap places. Continue until all children have swapped places.
- When everyone has swapped places the practitioner will ask the children to find and retrieve something in the room that is the same colour of the particular fruit.
- The items that have been retrieved should be placed in the basket. Practitioner to take this opportunity to reinforce colours and names of items.
- Sing Un, dau, tri Banana to finish.



Wales Pre-school
Providers Association
Cymdeithas Darparwyr
Cyn-ysgol Cymru



Dysgu
Learn



Images: Thinkstock

The fruit bowl Y fowlen ffrwythau



Useful Vocabulary:

What fruit is this?

Pa ffrwyth ydy hwn?

What colour is it?

Pa liw ydy o?

Have you eaten one before?

Wyt ti wedi bwyta un o'r blaen?

Dach chi wedi bwyta un o'r blaen?

Do you like to eat.....?

Wyt ti'n hoffi bwyta.....?

Dach chi'n hoffi bwyta....?

How many do I have?

Faint sy gen i?

What fruit do you have?

Pa ffrwyth sy gen ti?

Pa ffrwyth sy gennych chi?

Can you find something else that's.....?

Wyt ti'n gallu dod o hyd i rywbeth arall sy'n?

Dach chi'n gallu dod o hyd i rywbeth arall sy'n

How does the feel?

Sut mae'r..... yn teimlo?

It's

Mae'n

Colours:

Red

Coch (cohch)

Blue

Glas (glahs)

Yellow

Melyn (meh-leen)

Orange

Oren (oh-ren)

Purple

Porffor (pór-phor)

Black

Du (dee)

White

Gwyn (gwin)

Grey

Llwyd (llweed)

Pink

Pinc (pink)

Numbers:

One

Un (een)

Two

Dau (dáii)

Three

Tri (tree)

Four

Pedwar (péd-uahr)

Five

Pump (pimp)

Six

Chwech (chooéch)

Seven

Saith (sáheeth)

Eight

Wyth (úeeth)

Nine

Naw (now)

Ten

Deg (dehg)

Song:


(one, two, three bananas)


**Un, dau, tri banana,
Pedwar, pump, chwe banana,
Saith, wyth, naw banana
Deg banana melyn**

Phonetically


**Ee-n, dai, tree banana
Pehd-uar, pimp, chooeh banana
Sáheeth, úeeth, now banana
Dehg banana mehl-een**

Continue song using different fruits and their associated colours.






Oren (oh-rehn)



Banana (ba-ná-na)




Afal (ahv-ahl)



Pîn-afal (Peen ah-vahl)



Grawnwin (Gráhwn-ween)



Mefus (Mehv-is)

The fruit bowl **Y fowlen ffrwythau**

Note:

When you're describing things in Welsh – saying how big, small or rough something is – the letters at the beginning of some words change (mutate).

So, if you wanted to say: 'It's big' in Welsh, you say: 'Mae'nfawr (instead of mawr)

Vocabulary

Caled (káh-lehd)
hard/solid

Meddal (méh-thahl – 'th' as in 'this')
soft/spongy

Sych (seech)
dry

Gwlyb (gleeb)
wet

Gludiog (gleed-iog)
sticky

Moel (móheel)
bald/bare

Blewog (blehw-og)
hairy /furry/fluffy

Llyfn (llívn)
smooth/flat/even

Garw (gáh-ru)
rough/coarse

Hyblyg (húb-lig)
Flexible/pliable

Anhyblyg (ahn-húb-lig)
inflexible/rigid

Mawr (máhwr)
big/large

Bach (bahch)
small/little/tiny

Glân (glahn)
clean/spotless

Budr (beedir)
dirty/grimy/grubby

Lliwgar (lleew-ghar)
colourful

Phrase

Mae'n galed (máhyn gáh-lehd)

Mae'n feddal (máhyn véh-thahl)

Mae'n sych – No change (máhyn seech)

Mae'n wlyb (máhyn leeb)

Mae'n lydiog (máhyn leed-iog)

Mae'n foel (máhyn vóheel)

Mae'n flewog (máhyn vlehw-og)

Mae'n llyfn – No change (máhyn llívn)

Mae'n arw (máhyn áh-ru)

Mae'n hyblyg – No change (máhyn húb-lig)

Mae'n anhyblyg – No change (máhyn ahn-húb-lig)

Mae'n fawr (máhyn vâhwr)

Mae'n fach (máhyn vahch)

Mae'n lân (máhyn lahn)

Mae'n fudr (máhyn veedir)

Mae'n lliwgar – No change (máhyn lleew-ghar)